

AQUA FLO[®]

PLATINUM

Aqua Flo Platinum QCRO & QCUF Drinking Water Systems

Customized Drinking Water

Water conditions can vary even in the same community. The Aqua Flo Platinum QCRO and QCUF Systems can be configured to meet your specific requirements. There are ten interchangeable filters with a variety of treatment options that can be tailored to local water conditions, so your water is the best it can be.

If you're concerned about RO reject water or RO drain line making installation difficult, we offer UltraFiltration (UF).* The UF does not have a drain line to run, your cost is lesser than RO and there is no waste.

The innovative QC twist and lock design makes service simple. Twist off the old cartridge and twist on the new. No messy sump removal. Aqua Flo Platinum HP systems make drinking water better and life easier.

* Check with water treatment specialist to recommend you an RO or UF system depending on your untreated water quality.



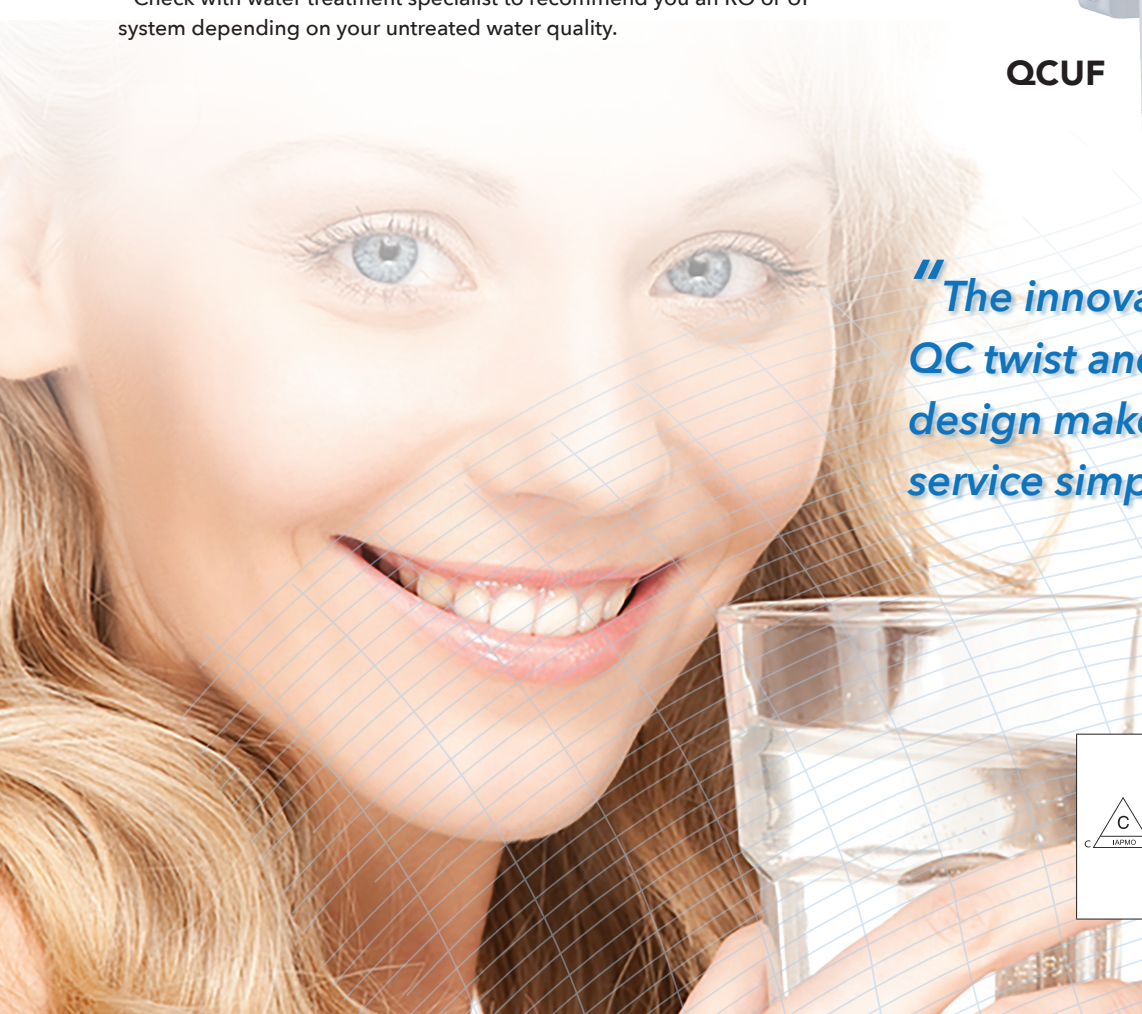
QCRO




QCUF



"The innovative QC twist and lock design makes service simple."



 QCRO4V-50 system certified by IAPMO R&T to NSF/ANSI 58 and CSA B483.1 for the reduction of the following substances, as verified and substantiated by test data: Barium, Cadmium, Copper, Fluoride, Hexavalent Chromium, Lead, Arsenic (V) (less than 300 ppb reduction), Radium 226/228, Selenium, TDS, Trivalent Chromium, Turbidity, and PFOA/PFOS.

Product Specifications

Sediment Filters. Screens out sediments and particles. Various micron size filters are available.

Carbon Filters. Reduces elements that cause water to taste and smell unpleasant, including chlorine taste and odor.

Reverse Osmosis Filters. Reduces dissolved substances. Various capacity membranes are available.

Specialty Filters. Optimize drinking water taste and adjust to local water supply with a wide array of custom filter options.



Manifold Assembly. The single manifold ensures reliability. Houses four separate filter technologies in a unique space saving design.

Automatic Shutoff Valve. Shuts off the system when reservoir tank is full.

Reservoir Tank. Durable, high quality, powder coated, steel tank ensures you'll have a plentiful supply of refreshing water. Various size tanks are available.

Designer Faucet. Multiple styles and colors are available. (VS888 faucet shown)

Filter Cartridge and Single Stage Standalone System Specifications

	Sediment Filter	Carbon Block Filter	Carbon Block Filter	GAC Carbon Filter	pH Booster Filter Cartridge	UF (Hollow Fiber) Membrane	Carbon Block - 1 Mic Filter
Purpose	Sediment Removal	Chlorine Taste and Odor	Chlorine Taste and Odor	Polishing - Taste and Odor	Raise pH of water and removal of chlorine, taste and odor	Ultra Fine Filtration	Chlorine Taste and Odor, Particulate Reduction
Type	Polypropylene	Carbon Block	Carbon Block	Granular Activated Carbon Filter	pH Booster and Remineralizer	Hollow Fiber Mechanical Filtration	Carbon Block
Micron	5	5	50	-	-	0.1	1
Capacity*	2000 gallons	2000 gallons	2000 gallons	2000 gallons	To be changed every 6 months	To be changed every 12 months	750 Gallons
Minimum Flow Rate @ 60psi	0.5 gal/min	0.5 gal/min	0.5 gal/min	0.5 gal/min	0.5 gal/min	0.5 gal/min	0.5 gal/min
Single Stage System Model #**	SEDQC1/4	CBQC1/4	CB50QC1/4	GACQC1/4	PHQC1/4	UFQC1/4	CB1QC1/4

* May vary depending on water quality

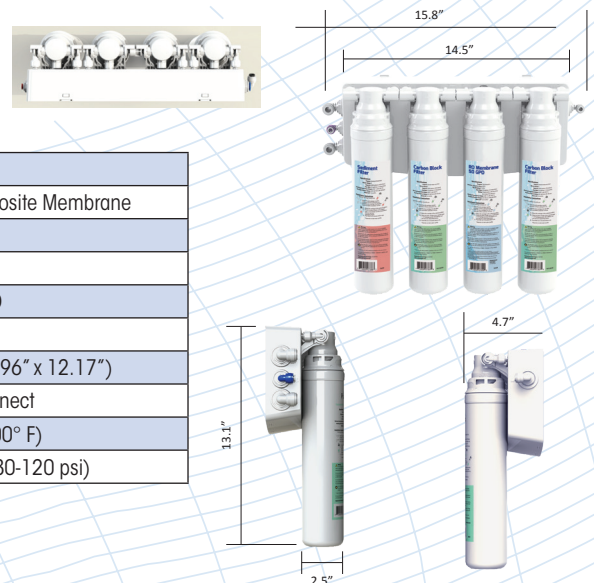
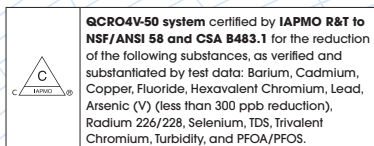
** Single Stage Standalone System Port Connection Size - 1/4" Quick Connect

RO Membrane

Feed Water Guidelines	
Maximum TDS	2000 ppm
Hardness	<7gpg
Iron (Fe)	<0.2ppm
Manganese (Mn)	<0.05ppm
Hydrogen Sulfide	0.0ppm
Turbidity	<1.0NTU
Feed Water Pressure	40-100psi
Temperature	40-100°F
pH Range	3.0-11.0

Note: Pretreatment suggested if conditions exceed parameters. Must be installed on potable water.

Purpose	TDS Reduction
Type	Thin film Composite Membrane
Recovery	25%
TDS Reduction %	95%
Rating	50 and 75 GPD
Minimum Flow Rate @ 60psi	0.5 gal/min
Quick Change Filter Dimensions	7.54 x 30.9 (2.96" x 12.17")
Inlet/Outlet Connections	1/4" Quick Connect
Working Temperature Range	4-38° C (40-100° F)
Working Pressure Range	207-828 kPa (30-120 psi)



AQUA FLO[®]

PLATINUM

A Division of



Your Local Water Specialist